

Musicalische  
Gesellschafts-Vergebung/

Bestehend

in

SONATEN, ALLEMAN-  
DEN, COURANTEN,  
SARABANDEN, GAVOT-  
TEN und GIGVEN,

Etlichen

vornehmen Music-Liebenden

zu gefallen

Inventiret und heraus gegeben

Von

Isaas Keußnern/

Fürstl. Liegn. Brieg- und Wohlauischen  
Lautenisten.



Frankfurth und Leipzig/

Zu finden bey Weis Jacob Breschern/Buch-  
händlern in Breslau/ 1673.

Handwritten text at the top of the page, possibly a title or reference.

Large, faint, mirrored text block, likely bleed-through from the reverse side of the page.

Handwritten text below the first mirrored block.

Second line of large, faint, mirrored text.

Third line of large, faint, mirrored text.

Fourth line of large, faint, mirrored text.

Fifth line of large, faint, mirrored text.

Small handwritten text block.

Large, faint, mirrored text block.

Small handwritten text block.

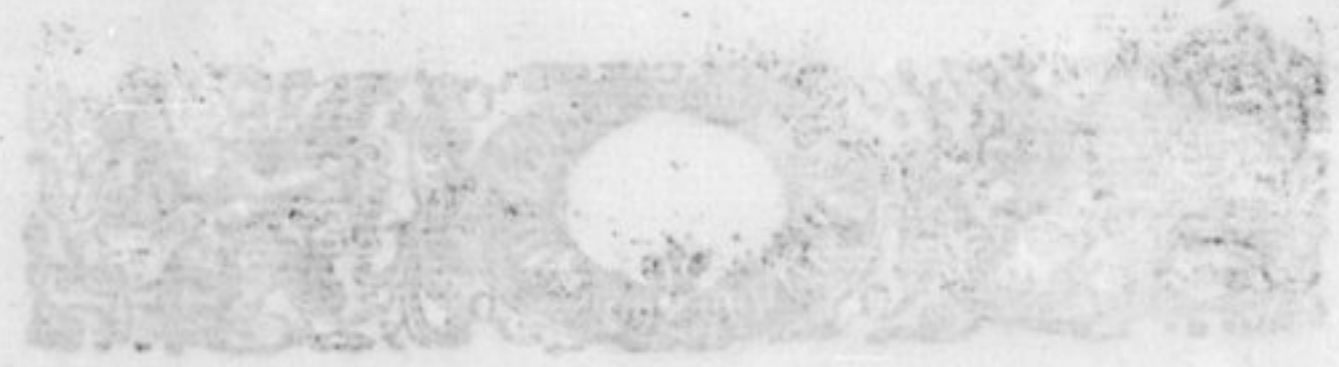
Large, faint, mirrored text block.

Small handwritten text block.

Large, faint, mirrored text block.

Large, faint, mirrored text block.

Large, faint, mirrored text block.




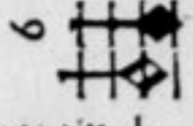

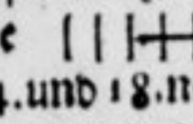
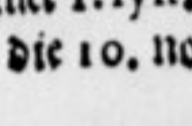
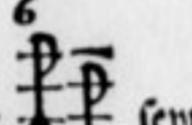


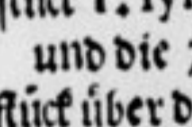

Small handwritten text block at the bottom of the page.

Large, faint, mirrored text block at the bottom of the page.

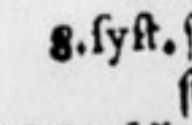

Small handwritten text block at the very bottom of the page.

## Errata.

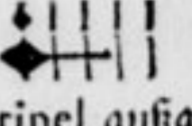
### Bass General.

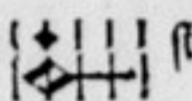
- Im 8. Stück 2. Syst. sol die 8. Note  seyn/
- Im 6. Stück 1. Syst. fehlet zu letzte  2. Syst. über der 17. Note ein b
- Im 7. Stück 5. Syst. fehlet bey der 16. Note ein b  
6. Syst. sol die 16. Note im h stehen/  
9. Syst. stehet die 12. Note zu viel.  
11. Syst. sol die 11. und folgenden 3. Noten  seyn/
- Im 11. Stück 1. Syst. sol zu letzte dieses  $\frac{3}{4}$  Zeichen stehē/  
Im 14. Stück 1. Syst. sol die 11. Note  2. Syst. über der 14. und 18. Not.  $\frac{3}{4}$  seyn/
- Im 17. Stück Syst. 3. sol von der 3. Note die 6. weg / und über die 6te Note gesetzt werden/
- Im 18. Stück sol über der 14. Note  $\frac{3}{4}$  stehen.  
Im 19. Stück 1. Syst. sol über 6ten Note 6. stehen/  
die 10. Note  seyn
- 6
3. Syst. stat der ersten 7den Not.  seyn/
4. Syst. die letzten 3.  $\frac{3}{4}$  gelescher werden.  
Beygleichen 5. Syst. die letzten 765.  
7. Syst. über der 1. Not.  $\frac{3}{4}$  die 3. Note aber im  stehen/wie auch die 10. Note im 8. Syst. im letzten Syst. sol zwischen der 4. und 5. Note  stehen/
- Im 20. Stück 2. Syst. sol über der 4ten Note statt der 6. eine 7. stehen/  
4. Syst. die andere Note gelescher werden/  
5. Syst. die letzte im A stehen/
- Im 21. Stück 3. Syst. bey der 19. Note ein b stehen  
Im 24. Stück 1. Syst. bey der 5. Note der punct gelescher/ und die 7de eine  seyn
- Im 43. Stück über der 19. Not. sol statt der 6. ein b stehen  
Im 49. Stück 6. Syst. sol die 12. Note  seyn.  
8. Syst. lesche bey der 15. und 20. Note die puncte auß/
- Im 55. Stück 3. Syst. lesche die 12. Note auch/  
Im 57. Stück 3. Syst. 2. Not. sol im B stehen/  
Im 59. Stück die 16. Not sol im G stehen/

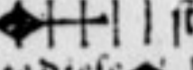
### Bracc. I.

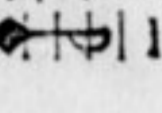
- Im 1. Stück 3. Syst. sol vor der 25. Note die Pause aufgelescher / und vor die folgende Note gesetzt werden  
8. Syst. sol nach der dritten Note diese  stehen/
- Im 7. Stück müssen im tripel die letzten 4. tact repetiret und die 7de Note im 2. Syst. nach dem tripel aufgelescher werden.  
Im 10. Stück sol die 21. Note im 3. Syst. also  stehen/

- Im 11. Stück 1. Syst. statt   stehen/
- Im 12. Stück 2. Syst. ist nach der 5den Note aufgelassen/ 

- Im 19. Stück 1. Syst. sol die 8. Note  müssen die 3. Syst. nach dem ersten tripel aufgelescher werden/


- Im 20. Stück 3. Syst. die 17de Note sol im  stehen/

- Im 25. Stück 6. Syst. sol die 8de Note im  stehen/

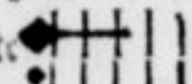
- Im 26. Stück 4. Syst. sol nach die 11. Note diese  stehen/

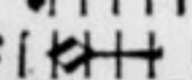
- Im 32. Stück 4. Syst. lesche die erste Note auß/

- Im 33. Stück 3. Syst. sol bey der ersten Note ein punct stehē/

- Im 36. Stück sol im 4. Syst. statt der 3. Note  stehen/

- Im 37. Stück 4. Syst. sol die 7. und 8. Noten im a stehen/

- Im 42. Stück 1. Syst. sol die 12. Note  seyn/


- Im 48. Stück 4. Syst. sol die 7. Note  stehen/

- Im 49. Stück 5. Syst. lesche die 12. Note auß/

- Im 51. Stück 2. Syst. sol das letztere  $\frac{3}{4}$  und b aufgelescher werden/



- Im 58. Stück 2. Syst. nach der 16. Note  $\frac{3}{4}$   
**Bracc. II.**




- Im 7. Stück 7. Syst. lesche die 27. Note auß/  
4. Syst. sollen die 3de und 4de Note fusse seyn

- Im 12. Stück 2. Syst. nach der 25. Note fehlet 


- Im 21. Stück 1. Syst. sol die 5de Note im h stehen/ und die folgende aufgelescher werden/


- Im 24. Stück sol die 18. Note aufgelescher werden/

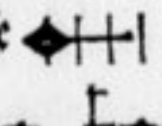
- Im 50. Stück 3. Syst. sol an statt   stehen/



- Im 56. Stück 3. Syst. sol an statt    stehen/

- Im 57. Stück 3. Syst. bey der 12. Note  $\frac{3}{4}$  stehen/  
**Violino.**

- Im 17. Stück 2. Syst. sol die 1. Note  seyn/

- Im 26. Stück 4. Syst. sol nach der 20. Note diese  stehen/

- Im 38. Stück 1. Syst. sol nach der 5. Note diese  stehen/

- Im 41. Stück 2. Syst. im 3. tact sol für   stehen/

- Im 51. Stück 3. Syst. sol die 17. Note im c stehen/  
Im 54. Stück 5. Syst. sol die 12. Note im f stehen/

Die erste...  
Die zweite...

Die dritte...  
Die vierte...

Die fünfte...  
Die sechste...

Die siebte...  
Die achte...

Die neunte...  
Die zehnte...

Die elfte...  
Die zwölfte...

Die dreizehnte...  
Die vierzehnte...

Die fünfzehnte...  
Die sechzehnte...

Die siebzehnte...  
Die achtzehnte...

Die neunzehnte...  
Die zwanzigste...


Die einundzwanzigste...  
Die zweiundzwanzigste...

Die dreiundzwanzigste...  
Die vierundzwanzigste...



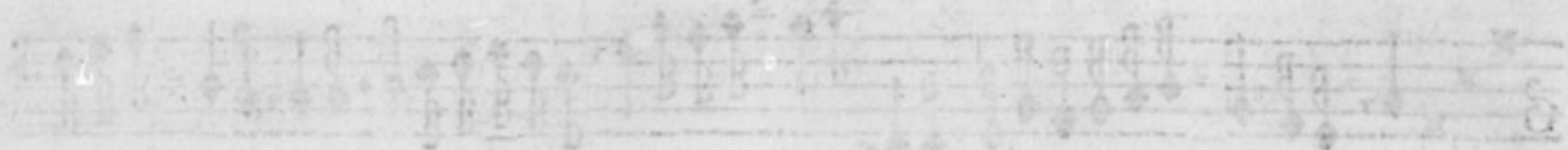
Die fünfundzwanzigste...  
Die sechsundzwanzigste...

Die siebenundzwanzigste...  
Die achtundzwanzigste...




Violino



SOLITA, Adagio.



# VIOLINO.



# Violino.



## Sonata. Adagio.



Lento.





# Violino.



Adagio.



Allemanda,



Violino.

3.   
Courant.



4.   
Sarab.



5.   
Gavotte.



6.   
Gigue.





# Violino.



origina



## Sonata. Adagio.



origina



Almanac



Pian.

B

Verte,

# Violino.



Allegro.



Lente.



Adagio.



Allemanda,



Violino.




Courant.



Sarab.



Piano.



Violino.

11.  Musical notation for the first staff of piece 11, Gavotte. It begins with a treble clef, a key signature of one sharp (F#), and a 6/8 time signature. The notation includes various note values and rests.

Gavotte.

 Musical notation for the second staff of piece 11, Gavotte. It continues the melody from the first staff.

∴

∴


12.  Musical notation for the first staff of piece 12, Gigue. It begins with a treble clef, a key signature of one sharp (F#), and a 6/8 time signature. The notation includes various note values and rests.

Gigue.

 Musical notation for the second staff of piece 12, Gigue. It continues the melody from the first staff.

 Musical notation for the third staff of piece 12, Gigue. It continues the melody from the second staff.

 Musical notation for the fourth staff of piece 12, Gigue. It continues the melody from the third staff.

 Musical notation for the fifth staff of piece 12, Gigue. It continues the melody from the fourth staff.

 Musical notation for the sixth staff of piece 12, Gigue. It continues the melody from the fifth staff.

13.  Musical notation for the first staff of piece 13, Sonata, Adagio. It begins with a treble clef, a key signature of one sharp (F#), and a 6/8 time signature. The notation includes various note values and rests.


Sonata. Adagio.

 Musical notation for the second staff of piece 13, Sonata, Adagio. It continues the melody from the first staff.

# Violino.



Piano.



Lente.



Piano,

C

Verte.

Violino.




Adagio.



Piano.



Allemanda.



Courant.



Violino.



Piano.



# Violino.





# Violino.

Musical staff 1: Treble clef, 6/8 time signature. The staff contains a series of notes, including a triplet of eighth notes. There are some markings above the staff, possibly indicating fingerings or ornaments.

Musical staff 2: Treble clef, 6/8 time signature. Continuation of the musical piece.

Allegro.

Musical staff 3: Treble clef, 6/8 time signature. Continuation of the musical piece.

Musical staff 4: Treble clef, 6/8 time signature. Continuation of the musical piece.

Piano.

Musical staff 5: Treble clef, 6/8 time signature. Continuation of the musical piece.

Piano.

Musical staff 6: Treble clef, 6/8 time signature. Continuation of the musical piece, ending with a double bar line.

Piano.

Musical staff 7: Treble clef, 6/8 time signature. Continuation of the musical piece.

20.

## Allemanda.

Musical staff 8: Treble clef, 6/8 time signature. Continuation of the Allemanda piece.

Musical staff 9: Treble clef, 6/8 time signature. Continuation of the Allemanda piece.

Musical staff 10: Treble clef, 6/8 time signature. Continuation of the Allemanda piece, ending with a double bar line.

D Verte.

Violino.



Courant.



Piano.



Sarab.




Violino.



Gavotte.



∴





∴



Gigue.



Piano.



Violino.

25.

Sonata.

Handwritten musical score for Violino, Sonata, page 25. The score consists of ten staves of music in G major, 3/4 time. The first staff begins with a treble clef, a key signature of one sharp (F#), and a 3/4 time signature. The music is written in a single system. The score includes various rhythmic values such as eighth and sixteenth notes, rests, and dynamic markings like 'p' (piano) and 'f' (forte). There are also performance instructions like 'Lento,' (Lento) and 'Gig.' (Gigolo) written in the background. The notation is in a historical style, possibly from the 18th or 19th century.

# Violino.

3  
6/4  
Presto.

Adagio.

26.

## Allemanda.

Violino. No. 17

27.

Courant.

Piano,

28.

Sarab.

://

://

29.

Gavotte.

://

://

Violino.

30

Gigue.

Musical score for Gigue, measures 1-10. The score is written on five staves in 6/8 time. The first staff begins with a treble clef, a key signature of one sharp (F#), and a 6/8 time signature. The music consists of eighth and sixteenth notes, with some triplets. The second staff contains a repeat sign. The third and fourth staves continue the melodic line. The fifth staff ends with a repeat sign and a fermata over the final note.

31

Sonata.

Musical score for Sonata, measures 1-5. The score is written on five staves in 6/8 time. The first staff begins with a treble clef, a key signature of one sharp (F#), and a 6/8 time signature. The music features a mix of eighth and sixteenth notes, with some rests. The second and third staves continue the melodic line. The fourth and fifth staves conclude the piece with a repeat sign and a fermata over the final note.

Verte,

E D 2


Violino.



Adagio,



Presto,





Violino.

32.

Allemanda.

33.

Courant.

Violino.

34. 

Sarab.






35. 

Gavotte.





36. 

Gigue.







Violino.




Sonata.



Piano.



Verte.



# Violino.




Adagio.



Allegro.



Lente,



Allemanda.




Violino.

39. 

Courant.








40. 


Sarab.




41. 

Gavotte.







Violino.

42. 

Gigue.








Piano.

43. 

Sonata.







Piano.






# Violino,



Piano,




Adagio,



44.

## Allemanda,



Violino.

Two staves of musical notation in G major, 6/8 time. The first staff contains the first eight measures, and the second staff contains the next eight measures. The piece concludes with a double bar line and repeat dots.

45.

Courant.

First staff of musical notation for piece 45, starting with a treble clef, a key signature of one flat, and a 6/8 time signature. It begins with a triplet of eighth notes.

Second staff of musical notation for piece 45, continuing the melody from the first staff.

Third staff of musical notation for piece 45, concluding the piece with a double bar line and repeat dots.

46.

Sarab.

First staff of musical notation for piece 46, starting with a treble clef, a key signature of one flat, and a 6/8 time signature. It begins with a triplet of eighth notes.

Second staff of musical notation for piece 46, concluding the piece with a double bar line and repeat dots.

Two empty musical staves at the bottom of the page.



Violino.

47.





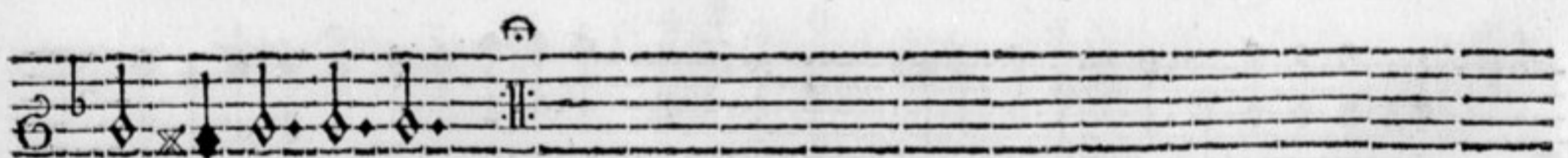
Gavotte.



48.



Gigve.



Violino.

49.

Sonata.

Adagio.

First musical staff of the piece, featuring a treble clef, a key signature of one flat (B-flat), and a common time signature (C). The notation includes various note values, rests, and dynamic markings such as 'p' (piano) and 'f' (forte). A double bar line with repeat dots is present near the end of the staff.

Second musical staff, continuing the melodic line with similar note values and dynamics as the first staff.

Third musical staff, showing a continuation of the musical theme with dynamic markings and a double bar line.

Fourth musical staff, featuring a triplet of eighth notes and other rhythmic patterns.

Fifth musical staff, consisting of a series of eighth notes and quarter notes.

Sixth musical staff, continuing the melodic development with dynamic markings.

Seventh musical staff, ending with a double bar line and repeat dots.

Piano.

Eighth musical staff, featuring a series of eighth notes and quarter notes.

Ninth musical staff, concluding the piece with a double bar line and repeat dots.

Adagio.

Violino.

50.

Allemanda.

51.


Courant.

Violino.

52. 

Sarab.






53. 

Gavotte.






54. 

Gigue.







# Violino.



## Sonata.



Verte

# Violino.

Adagio.

56. Allemanda.

57. Courant.

Violino.

First musical staff of the piece, featuring a treble clef, a key signature of one flat (B-flat), and a common time signature (C). The notation includes various note values, rests, and a repeat sign with first and second endings.

Second musical staff, continuing the piece with similar notation and a repeat sign with first and second endings.

Third musical staff, concluding the first section with a repeat sign and first/second endings.

58. Sarab.

Fourth musical staff, beginning the second section labeled 'Sarab.' with a treble clef, one flat, and common time. It features a triplet of eighth notes and a repeat sign with first/second endings.

Fifth musical staff, continuing the 'Sarab.' section with a repeat sign and first/second endings.

Sixth musical staff, concluding the 'Sarab.' section with a repeat sign and first/second endings.

59. Gavotte.

Seventh musical staff, beginning the third section labeled 'Gavotte.' with a treble clef, one flat, and common time. It includes a repeat sign with first/second endings.

Eighth musical staff, continuing the 'Gavotte.' section with a repeat sign and first/second endings.

Ninth musical staff, which is empty.

Tenth musical staff, which is empty.

Violino.

60

Gigue.

Handwritten musical score for Violino, Gigue, page 60. The score consists of seven staves of music in G minor, 6/8 time. The first staff begins with a treble clef, a key signature of one flat, and a 6/8 time signature. The music is written in a cursive hand with various ornaments and dynamics. A circular library stamp is visible on the sixth staff. The remaining three staves are empty.



V<sup>m</sup>  
513  
3

Viol. I. di Braccio

VIOL I.  
DI BRACCIO.



V<sup>m</sup> 1470